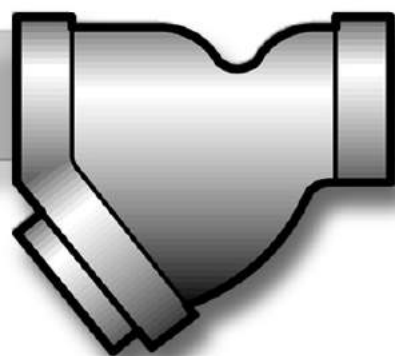



Strainers



Armstrong



Armstrong®

Tight seating

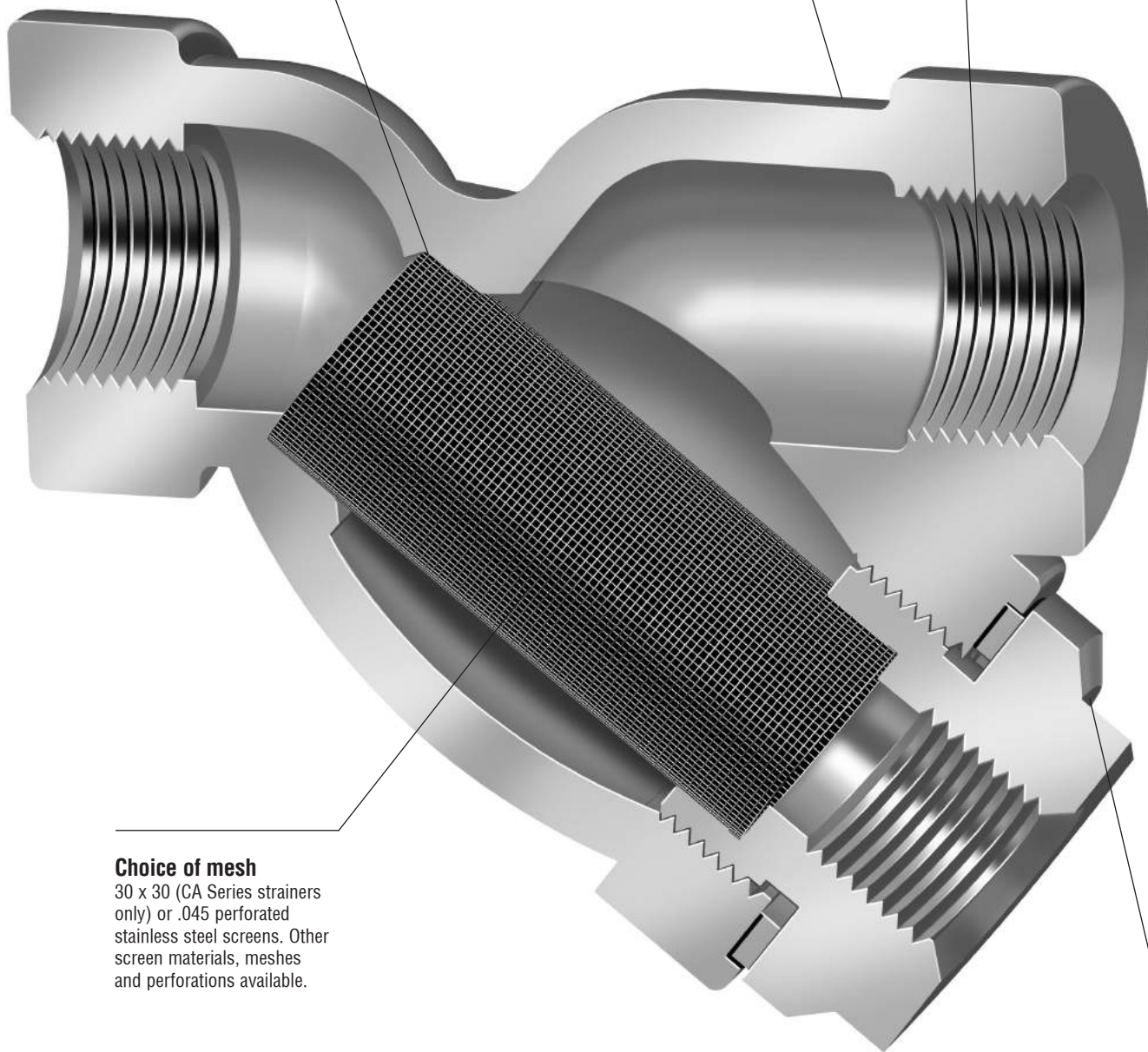
Both ends of the chamber are precisely machined to provide perfectly round and smooth seating surfaces as well as fixed chamber length. The screen seats snugly on the machined surface so no particle larger than the screen opening can escape around the end of the screen.

Choice of body materials

Cast iron, carbon steel, chrome moly, forged steel, stainless steel, bronze.

Connection configurations available

Select screwed, socketweld or flanged.



Choice of mesh

30 x 30 (CA Series strainers only) or .045 perforated stainless steel screens. Other screen materials, meshes and perforations available.

Easy-in, easy-out screwed screen retainers

Straight threads mean less torque is required to obtain a tight seal with proper gasket compression, and less torque is required to remove the retainer. The danger of "freezing in" is considerably less than with hard-to-break tapered pipe threads.

Armstrong Y-Type Strainers

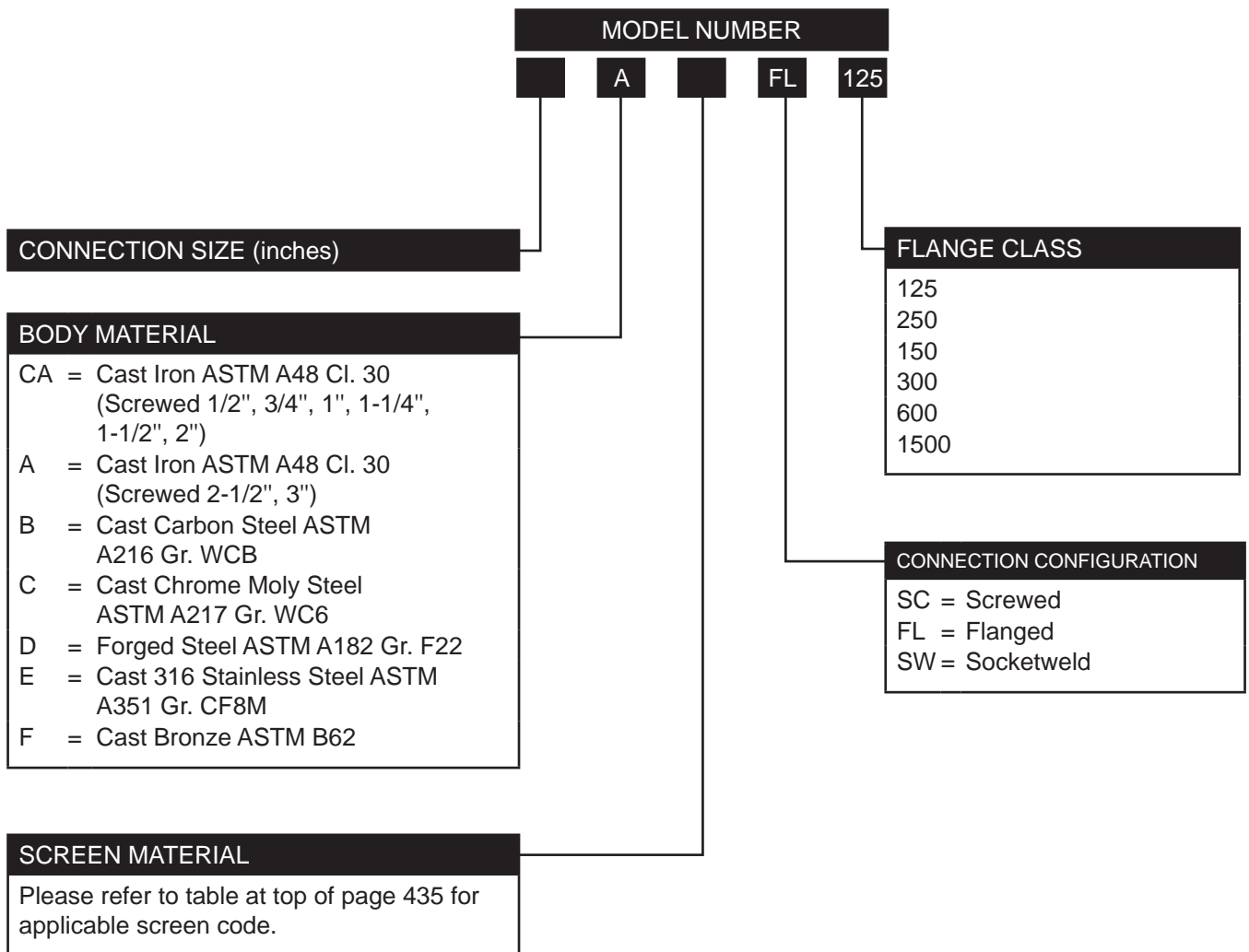
Design Advantages

No-Leak, No-Crush Screen Chambers are assured by precise machining of both ends of the chamber to provide perfectly round and smooth seating surfaces as well as fixed chamber length. The screen seats snugly on the machined surface so no particle larger than the screen opening can escape around the end of the screen.

Easy-In, Easy-Out Screwed Screen Retainers have straight threads. Less torque is required to obtain a tight seal with proper gasket compression. Less torque is required to remove the retainer. The danger of "freezing in" is considerably less than with hard-to-break tapered pipe threads.

Off-Center Blowdown Connections for 2-1/2" and 3" size strainers. The off-center drain permits nearly complete removal of liquid and dirt when blowing down the strainer. And less liquid spills when removing the screen retainer.

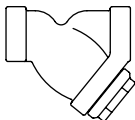
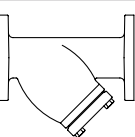
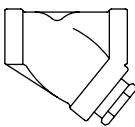
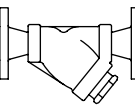
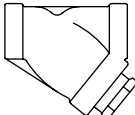
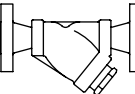
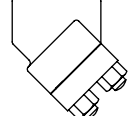
How To Order



Strainers

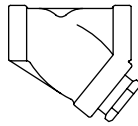
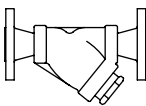
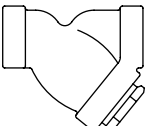


Armstrong® Strainers ID Charts

Illustration	Model	Connection Size	Connection Type	Body Material	Pressure Temperature Ratings		Located on Page
					Steam Non-shock	Cold Non-shock	
	CA	1/2", 3/4", 1", 1-1/4", 1-1/2", 2"	Screwed	Cast Iron ASTM-A48 Class 30	250 psig @ 406°F	400 psig @ 150°F	436
	A	2-1/2", 3"					436
	A	2"	125 Flanged		125 psig @ 353°F	175 psig @ 150°F	437
	A	2-1/2" - 10"					437
	A	2"	250 Flanged		250 psig @ 400°F	400 psig @ 150°F	437
	A	2-1/2" - 8"					437
	B	1/2", 3/4", 1"	Screwed & Socketweld 900 lb		1,635 psig @ 609°F	2,220 psig @ 100°F	438
	B	1-1/4", 1-1/2", 2", 3"	Screwed & Socketweld 600 lb		1,135 psig @ 562°F	1,480 psig @ 100°F	438
	B	1/2", 3/4", 1"	Class 150 Flanged	Cast Carbon Steel ASTM-A216 Gr. WCB	205 psig @ 390°F	285 psig @ 100°F	439
	B	1-1/4", 1-1/2", 2", 3"					439
	B	4", 6"					439
	B	1/2", 3/4", 1"	Class 300 Flanged		605 psig @ 490°F	740 psig @ 100°F	439
	B	1-1/4", 1-1/2", 2", 3"					439
	B	4", 6"					439
	B	1/2", 3/4", 1"	Class 600 Flanged		1,135 psig @ 562°F	1,480 psig @ 100°F	439
	B	1-1/4", 1-1/2", 2", 3"					439
B	4"				439		
	C	1/2", 3/4", 1"	Screwed & Socketweld 1,500 lb	Cast Chrome Moly Steel ASTM-A217 Gr. WC6	2,090 psig @ 643°F	3,000 psig @ 100°F	440
	C	1-1/4", 1-1/2", 2"			2,515 psig@670°F	3,600psig@100°F	440
	C	1/2", 3/4", 1"	Class 1,500 Flanged		2,090 psig @ 643°F	3,000 psig @ 100°F	440
	C	1-1/4", 1-1/2", 2"			2,515psig@670°F	3,600psig@100°F	440
	D	1/2", 3/4", 1", 1-1/4", 1-1/2", 2"	Socketweld 2,500 lb	Forged Steel ASTM-A182 Gr. F22	2,500 psig @ 1,025°F	6,000 psig @ 100°F	441

Designs, materials, weights and performance ratings are approximate and subject to change without notice. Visit armstronginternational.com for up-to-date information.

Strainers ID Charts

Illustration	Model	Connection Size	Connection Type	Body Material	Pressure Temperature Ratings		Located on Page	
					Steam Non-shock	Cold Non-shock		
	E	1/2", 3/4", 1"	Screwed & Socketweld 1,500 lb	Cast Stainless Steel ASTM-A351 Gr. CF8M	2,090 psig @ 643°F	3,000 psig @ 100°F	442	
	E	1-1/4", 1-1/2", 2", 3"	Screwed & Socketweld 600 lb		935 psig @ 538°F	1,140 psig @ 100°F	442	
	E	1/2", 3/4", 1"	Class 150 Flanged		Cast Stainless Steel ASTM-A351 Gr. CF8M	200 psig @ 386°F	275 psig @ 100°F	443
	E	1-1/2", 2", 3"						443
	E	4", 6"						443
	E	1/2", 3/4", 1"	Class 300 Flanged			495 psig @ 467°F	720 psig @ 100°F	443
	E	1-1/2", 2", 3"						443
	E	4", 6"						443
	E	1/2", 3/4", 1"	Class 600 Flanged			935 psig @ 540°F	1,440 psig @ 100°F	443
	E	1-1/2", 2", 3"						443
E	4"	443						
	F	1/2", 3/4", 1", 1-1/4"	Screwed 300 lb	Cast Bronze ASTM-B62	300 psig @ 422°F	500 psig @ 150°F	444	
	F	1-1/2", 2"					444	

